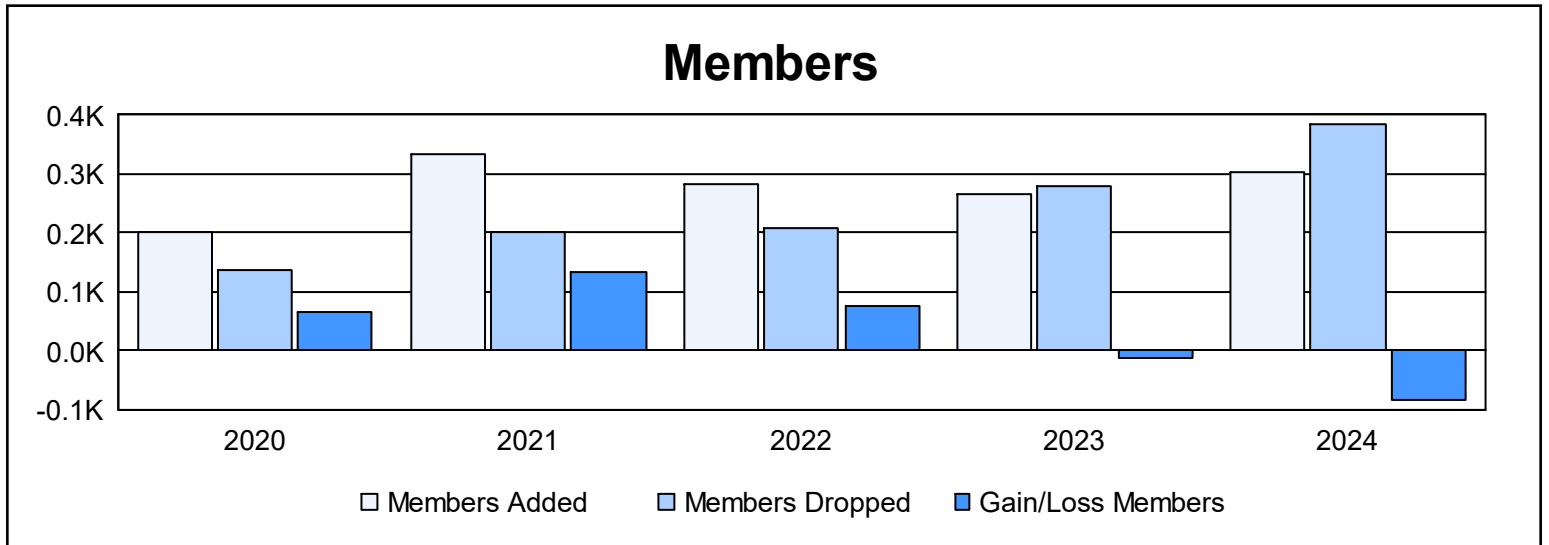
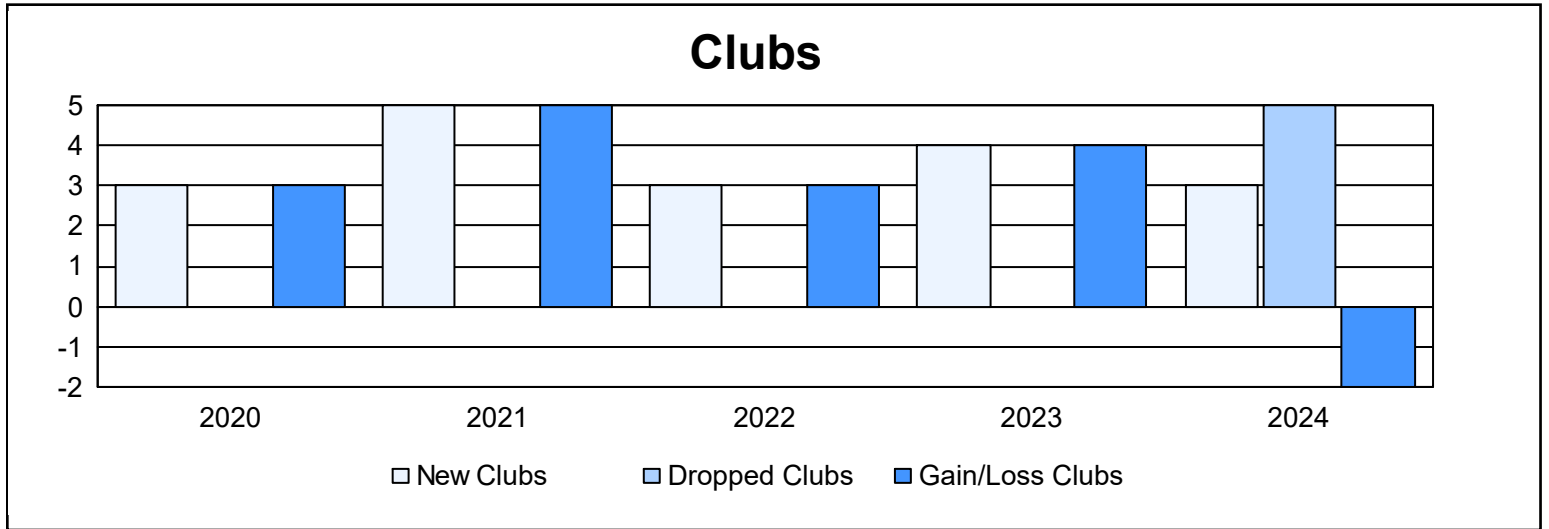
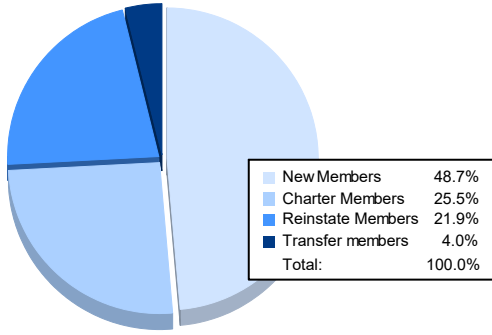


Year	New Clubs	Dropped Clubs	Gain/ Loss Clubs	New Members	Charter Members	Reinstate Members	Transfer Members	Total Member Added	Total Members Dropped	Gain/ Loss Members
2019-2020	3	0	3	123	66	14	0	203	137	66
2020-2021	5	0	5	209	115	7	3	334	201	133
2021-2022	3	0	3	202	68	12	2	284	209	75
2022-2023	4	0	4	132	96	37	0	265	278	-13
2023-2024	3	5	-2	147	77	66	12	302	385	-83
<b>Average</b>	<b>4</b>	<b>1</b>	<b>3</b>	<b>163</b>	<b>84</b>	<b>27</b>	<b>3</b>	<b>278</b>	<b>242</b>	<b>36</b>



### Membership Composition June 2024 Cumulative



### Gender Composition June 2024 Cumulative

